


Using Bluetooth

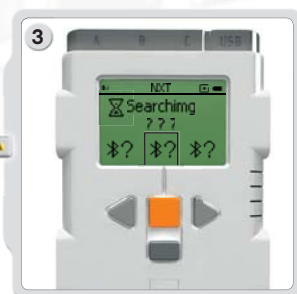
Connecting Your NXT to Another NXT



Select the Bluetooth submenu on the NXT display.



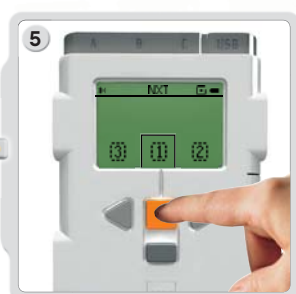
Select the Search icon to search for other Bluetooth devices. Your NXT automatically searches for Bluetooth devices in a range of 0-30 meters (roughly 0 to 33 yards).




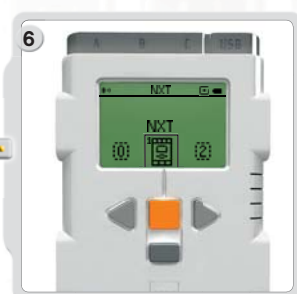
Depending on how many are detected in the area, the Bluetooth devices will appear in a list on the NXT display after a few seconds.



Select the device to which you want to connect. Remember that you can give each NXT a unique name – see Naming the NXT on page 13.



Select the line on which you want the connection to be listed (1, 2 or 3). You can connect your NXT to three different devices at the same time.



If you connect to a device for the first time, your NXT asks for a Passkey. Just press Enter to use the default passkey 1234 or make up your own code. The other Bluetooth device must know your passkey in order to confirm the connection. This means the two NXT bricks need to enter the same passkey in order to connect.

If you want to connect your NXT to more than one Bluetooth device, you can start a new Search or go to My Contacts submenu to select a trusted contact.